

Part Count:

OR-P05-P, Podium Kit



| | | | | | | |
|---|--|---|---|---|--|--|
| <p>JUNCTION BOX (OR-J-3) DBL JUNCTION BOX (OR-J-DBL)</p> <p>0 0</p> | <p>24" LONG TRUSS SECTION (OR-24-2)</p> <p>0</p> | <p>30" LONG TRUSS SECTION (OR-30-2)</p> <p>1</p> | <p>36" TRUSS SECTIONS (OR-36-2)</p> <p>0</p> | <p>46" LONG TRUSS SECTION (OR-46-2)</p> <p>0</p> | <p>45 CURVED TRUSS SECTION (OR-45-CV-3)</p> <p>0</p> | <p>90 CURVED TRUSS SECTION (OR-90-CV-2)</p> <p>0</p> |
| <p>(OR-B45)</p> <p>0</p> | <p>(OR-B90)</p> <p>2</p> | <p>(OR-B90A)</p> <p>1</p> | <p>(OR-LCD-1-S) Opti Mount (OR-LCD-2-S) (OR-LCD-3-S)</p> <p>0 0 0</p> | <p>LIT RACK (OR-STG) UNIVERSAL CONNECTOR (OR-UNI-CLP-1)</p> <p>0 0</p> | <p>TRUSS TO JUNCTION (OR-QL-T2J) TRUSS TO TRUSS (OR-QL-T2T)</p> <p>5 0</p> | <p>HAND TOOL (OR-TOOL-B)</p> <p>1</p> |
| <p>(OR-TBL) *S *B *WD *DWD (OR-ATL-CNTR)</p> <p>0 0</p> <p>ADJUSTABLE TABLE TOP</p> | <p>LEFT *S *B *WD *DWD (OR-TBL2-L) RIGHT *S *B *WD *DWD (OR-TBL2-R)</p> <p>0 0</p> <p>ADJUSTABLE SCALLOP TABLE TOP</p> | <p>(OR-IS-24) 24" *S *B *WD *DWD (OR-IS-36) 36" *S *B *WD *DWD (OR-IS-46) 46" *S *B *WD *DWD (OR-IS-48) 48" *S *B *WD *DWD</p> <p>0 0 0 0</p> <p>INTERNAL SHELVES</p> | <p>(OR-CIS-45) *S *B *WD *DWD (OR-SE-IS-90) *S *B *WD *DWD (OR-CIS-90) *S *B *WD *DWD</p> <p>0 0 0</p> <p>CURVED INTERNAL SHELVES</p> | <p>(OR-PO1-15) *S *B *WD *DWD (OR-PO1-P-15)</p> <p>0 0</p> <p>PODIUM TOP</p> | <p>(OR-PO2-15) *S *B *WD *DWD (OR-PO2-P-15)</p> <p>0 0</p> <p>PODIUM TOP</p> | <p>(OR-PO3-15) *S *B *WD *DWD (OR-PO3-P-15)</p> <p>0 0</p> <p>PODIUM TOP</p> |
| <p>(OR-PO4-15) *S *B *WD *DWD (OR-PO4-P-15)</p> <p>0 0</p> <p>PODIUM TOP</p> | <p>(OR-PO5-15) *S *B *WD *DWD (OR-PO5-P-15)</p> <p>0 1</p> <p>PODIUM TOP</p> | <p>(OR-TC01-15) *S *B *WD *DWD (OR-TC01-P-15)</p> <p>0 0</p> <p>COUNTER TABLE TOP</p> | <p>(OR-TC02-15) *S *B *WD *DWD (OR-TC02-P-15)</p> <p>0 0</p> <p>COUNTER TABLE TOP</p> | <p>(OR-TC03-15) *S *B *WD *DWD (OR-TC03-P-15)</p> <p>0 0</p> <p>COUNTER TABLE TOP</p> | <p>(OR-TC04-18) *S *B *WD *DWD (OR-TC04-P-18)</p> <p>0 0</p> <p>CURVED COUNTER TABLE TOP</p> | <p>SPOTLIGHT (CHOICE OF LIGHTS)</p> <p>0</p> |

Each Orbital Express Truss kit has been carefully designed and developed to be stable and safe. Consult with your dealer for load bearing specifications. The manufacturers of Orbital Express Truss will not be held responsible or accountable for any damage or injury caused by exceeding guidelines or through wrongful/incorrect use of the system.

Note: Shelf finishes may vary. Kits will come with choice of lights except for Lumina 2.

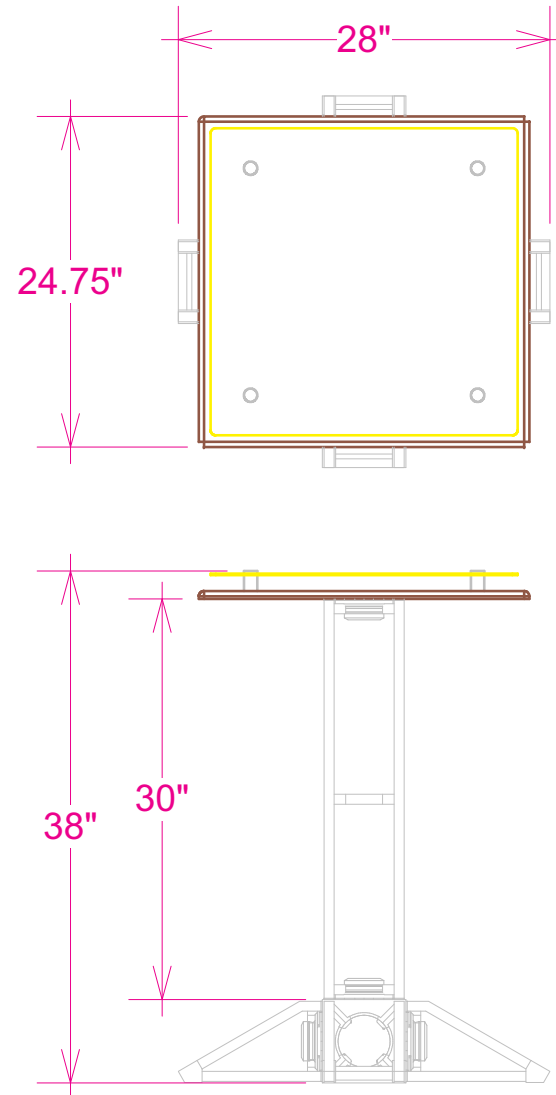
3D Rendering:

OR-P05-P, Podium Kit



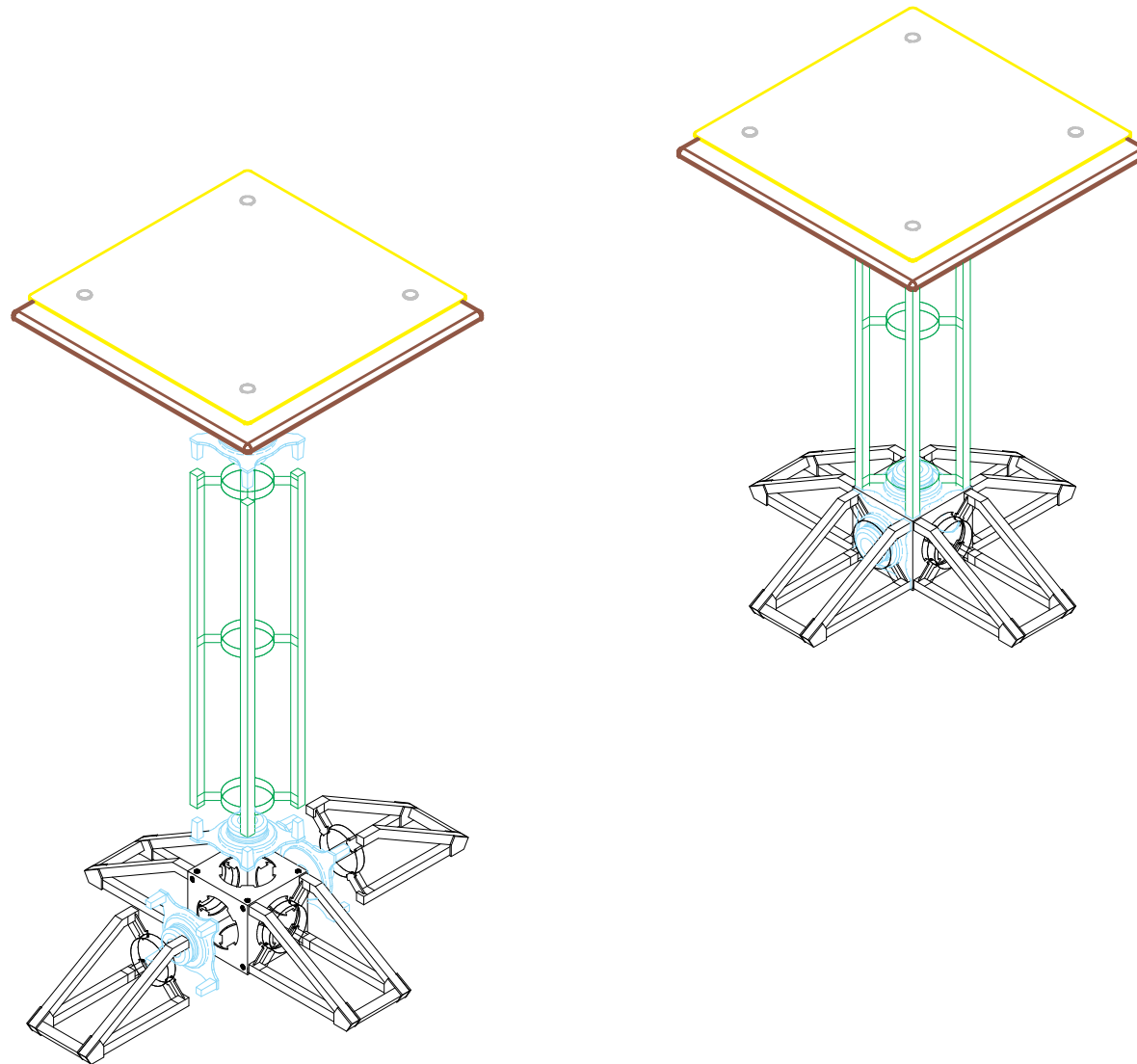
Dimensions:

OR-P05-P, Podium Kit



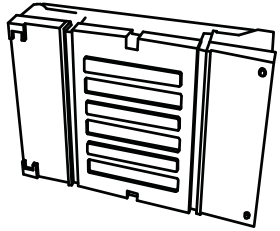
Color Coded Parts:

OR-P05-P, Podium Kit



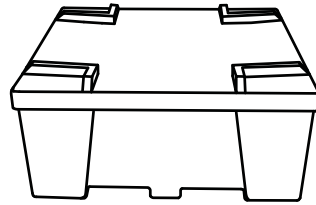
Case Count:

OR-P05-P, Podium Kit




ORBITAL FREIGHT CASE
48" x 36" x 10.5"
(OCFM)

0




ORBITAL FREIGHT CASE
48" x 36" x 18"
(OCF)

0



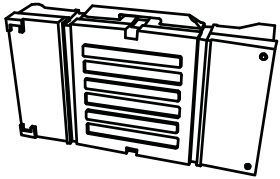
ORBITAL FREIGHT CASE
48" x 48" x 18"
(OCF2)

0



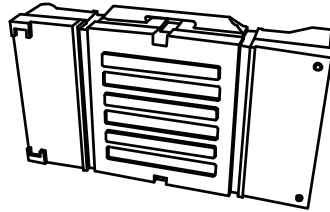
ORBITAL FREIGHT CASE
48" x 44" x 34"
(OCT)

0



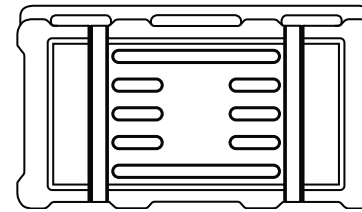
ORBITAL FREIGHT CASE
36" x 24" x 10"
(OCHM)

0



ORBITAL FREIGHT CASE
48" x 24" x 10"
(OCH)

0



FREIGHT CASE
48" x 24" x 12"
(OCH-2)

0

Notes:
May be shipped in Cardboard Box, or in
one OCH.