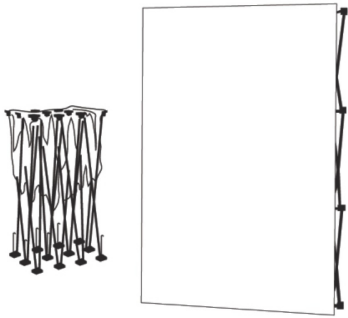




Setup Instructions

OneFabric™ Pop Up Display



WARNING! DO NOT FORCE CLOSED.
To avoid damage, all hooks must be disconnected before collapsing frame.




1

Remove frame and graphic from bag.




2

Ensure "adjustable knobs" of frame are on the floor. Pull up display into upright position.



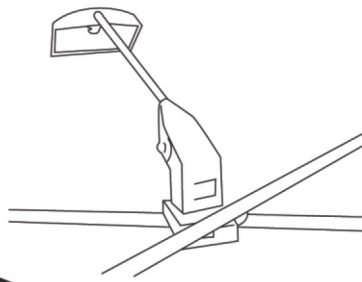
3

Lock all hooks between front and back hubs.



4

Adjust leveling knobs for desired angle. OneFabric™ display can now be moved easily into position.



5

OPTIONAL
Attach lights to top of frame by sliding the plastic X Blocks under the frames cross sections.