



# Disc Hanging Structures

## DSC

Disc tension fabric hanging structures are made in the USA and are of the utmost quality and durability. State-of-the-art zipper pillowcase dye-sublimated stretch fabric coverings are combined with advanced, lightweight aluminum structures to provide unique design, functionality, and style. Hanging structures are offered in a wide variety of shapes and sizes. Stretch fabric graphics are hand-sewn, durable and dry-cleanable.



Frame





Unprinted graphic  
black & white options



Single sided graphic




Single sided graphic  
(horizontal)



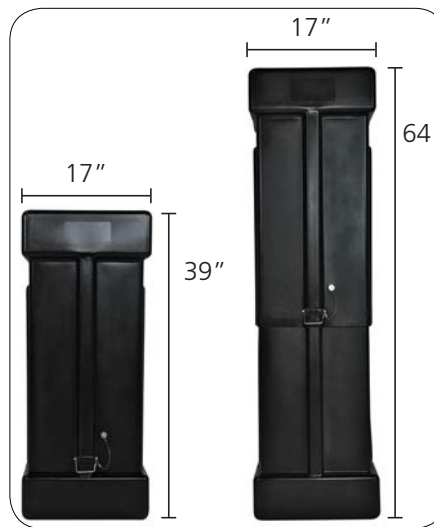
30mm tube push-button connector



50mm tube spigot connector



Hanging Structure standard box



OCE Expandable Display Case -  
Available as an upgrade

## features and benefits:

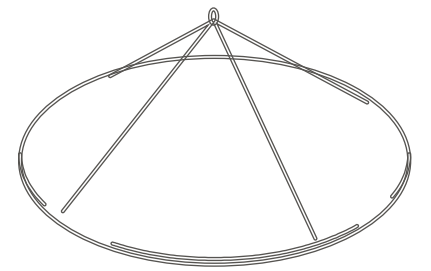
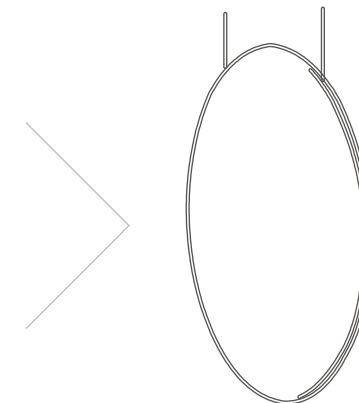
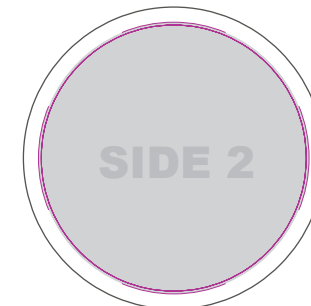
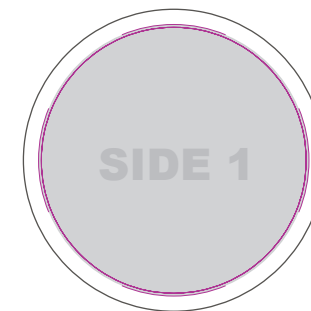
- Disc hanging structures come in 8', 10', 12', 14', 16', 18' & 20' diameter configurations
- Shapes 12' diameter and under are constructed with 30mm (1 1/8") tubes and push-button connectors for simple assembly
- Shapes 14' diameter and over are constructed with 50mm (2") tubes and internal expanding spigot connectors for unmatched structural integrity
- Engineer certified (structural engineer certificate available upon request)
- Zippered pillowcase fabric graphic options include: unprinted (white and black), single-sided (outer panel printed only) and double-sided (inner and outer panels printed).
- All pillowcase graphics come standard with opaque liner
- Comes standard with hanging hardware, bags and heavy-duty shipping and storage box(es)
- OCE Expandable rugged molded shipping cases available as an upgrade
- Collapses to a fraction of its size
- Easy to store and ship
- Quick to set up

## dimensions:

Hardware can be found on page 2

Graphic dimensions can be found in the graphic templates, which can be viewed at [www.exhibitors-handbook.com/graphic-templates](http://www.exhibitors-handbook.com/graphic-templates)

Graphic Material:  
Dye-sublimated zipper pillowcase fabric



We are continually improving and modifying our product range and reserve the right to vary the specifications without prior notice. All dimensions and weights quoted are approximate and we accept no responsibility for variance. E&OE. See Graphic Templates for graphic bleed specifications.

DSC-8' DIAMETER								
HARDWARE CODE	HARDWARE CODE (HORIZONTAL)	# OF BOXES OR CASES	UNPRINTED GRAPHIC CODE	SINGLE-SIDED GRAPHIC CODE	OUTER GRAPHIC SPECS	DOUBLE-SIDED GRAPHIC CODE	INSIDE GRAPHIC SPECS	
DSC-08	DSC-08H	1	DSC-08-U	DSC-08-G	96"W X 96"H	DSC-08-GDBL	96"W X 96"H	

DSC-10' DIAMETER								
HARDWARE CODE	HARDWARE CODE (HORIZONTAL)	# OF BOXES OR CASES	UNPRINTED GRAPHIC CODE	SINGLE-SIDED GRAPHIC CODE	OUTER GRAPHIC SPECS	DOUBLE-SIDED GRAPHIC CODE	INSIDE GRAPHIC SPECS	
DSC-10	DSC-10H	1	DSC-10-U	DSC-10-G	120"W X 120"H	DSC-10-GDBL	120"W X 120"H	

DSC-12' DIAMETER								
HARDWARE CODE	HARDWARE CODE (HORIZONTAL)	# OF BOXES OR CASES	UNPRINTED GRAPHIC CODE	SINGLE-SIDED GRAPHIC CODE	OUTER GRAPHIC SPECS	DOUBLE-SIDED GRAPHIC CODE	INSIDE GRAPHIC SPECS	
DSC-12	DSC-12H	1	DSC-12-U	DSC-12-G	144"W X 144"H	DSC-12-GDBL	144"W X 144"H	


DSC-14' DIAMETER								
HARDWARE CODE	HARDWARE CODE (HORIZONTAL)	# OF BOXES OR CASES	UNPRINTED GRAPHIC CODE	SINGLE-SIDED GRAPHIC CODE	OUTER GRAPHIC SPECS	DOUBLE-SIDED GRAPHIC CODE	INSIDE GRAPHIC SPECS	
DSC-14	DSC-14H	2	DSC-14-U	DSC-14-G	168"W X 168"H	DSC-14-GDBL	168"W X 168"H	

DSC-16' DIAMETER								
HARDWARE CODE	HARDWARE CODE (HORIZONTAL)	# OF BOXES OR CASES	UNPRINTED GRAPHIC CODE	SINGLE-SIDED GRAPHIC CODE	OUTER GRAPHIC SPECS	DOUBLE-SIDED GRAPHIC CODE	INSIDE GRAPHIC SPECS	
DSC-16	DSC-16H	2	DSC-16-U	DSC-16-G	192"W X 192"H	DSC-16-GDBL	192"W X 192"H	

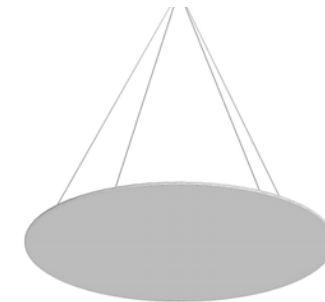
DSC-18' DIAMETER								
HARDWARE CODE	HARDWARE CODE (HORIZONTAL)	# OF BOXES OR CASES	UNPRINTED GRAPHIC CODE	SINGLE-SIDED GRAPHIC CODE	OUTER GRAPHIC SPECS	DOUBLE-SIDED GRAPHIC CODE	INSIDE GRAPHIC SPECS	
DSC-18	DSC-18H	2	DSC-18-U	DSC-18-G	216"W X 216"H	DSC-18-GDBL	216"W X 216"H	

DSC-20' DIAMETER								
HARDWARE CODE	HARDWARE CODE (HORIZONTAL)	# OF BOXES OR CASES	UNPRINTED GRAPHIC CODE	SINGLE-SIDED GRAPHIC CODE	OUTER GRAPHIC SPECS	DOUBLE-SIDED GRAPHIC CODE	INSIDE GRAPHIC SPECS	
DSC-20	DSC-20H	2	DSC-20-U	DSC-20-G	240"W X 240"H	DSC-20-GDBL	240"W X 240"H	

**\*ALL GRAPHIC SIZES NOTED ARE FINISHED SIZES AND DO NOT INCLUDE REQUIRED BLEEDS. REFERENCE GRAPHIC TEMPLATES.**



Unprinted graphic  
black & white options



Unprinted graphic  
black & white options



Single sided graphic



Double sided graphic

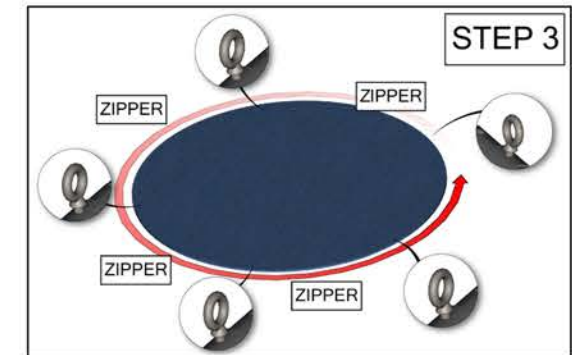
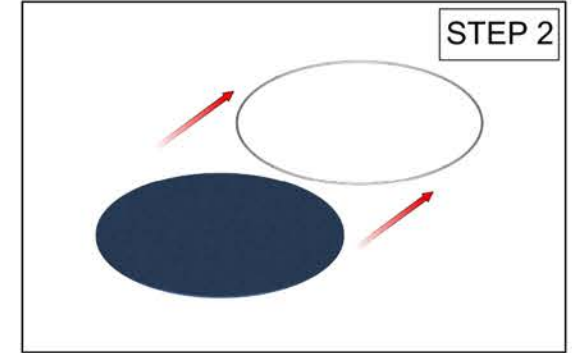
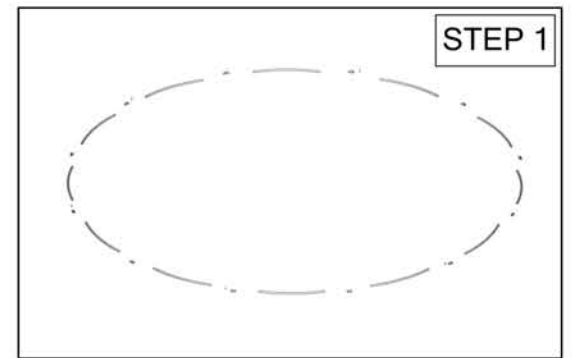
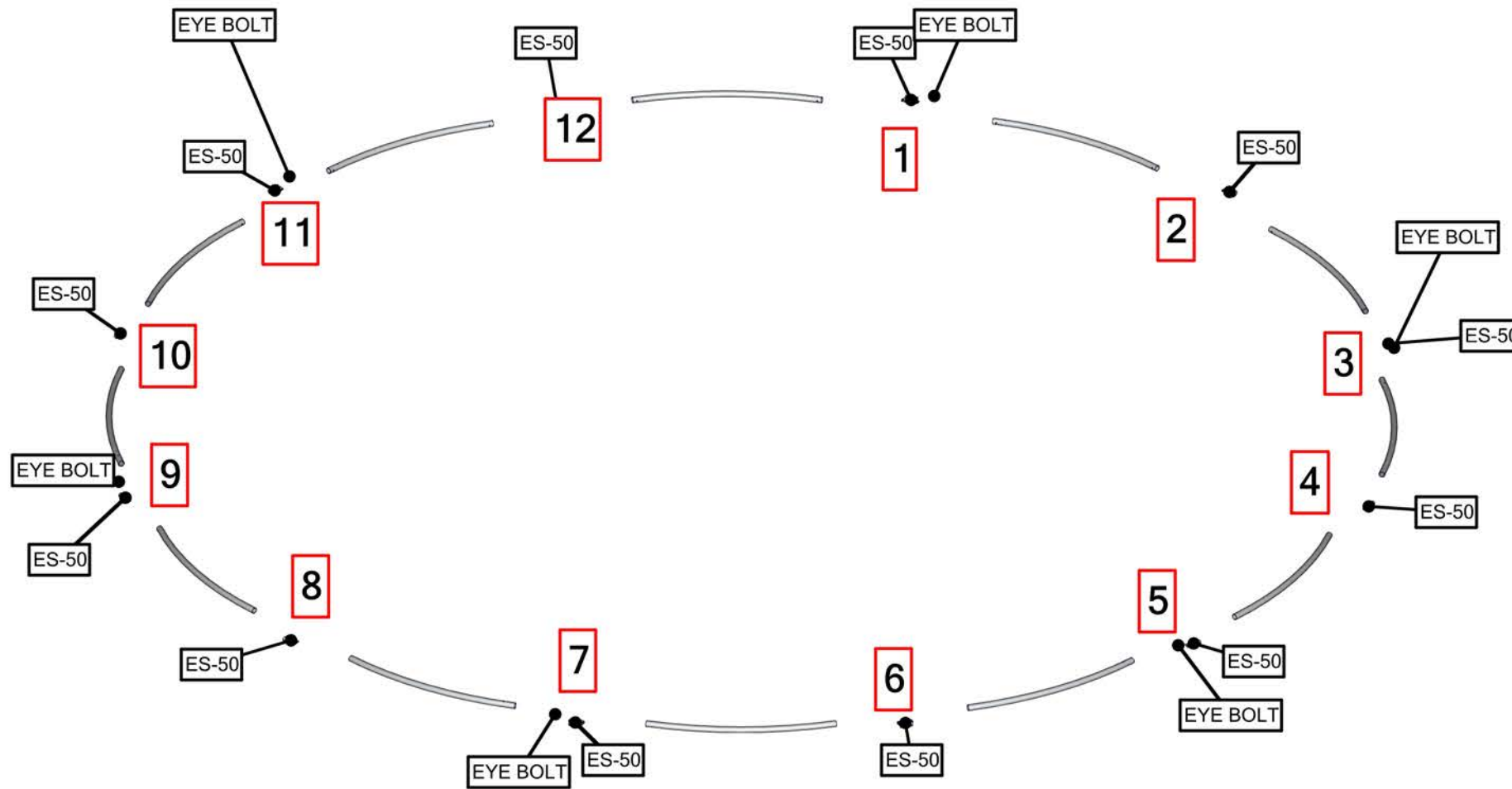
# DSC-20-H

**SET UP INSTRUCTIONS:**

1. CONNECT BOTTOM AND TOP TUBES FOLLOWING THE LABELS
2. CONNECT SIDE TUBES
3. CLEAN THE FRAME AND PLACE THEM ON CLEAN PLACE
4. CAREFULLY REMOVE FABRIC COVER FROM BAG
5. PLACE COVER AROUND THE BOTTOM OF THE FRAME
6. PULL COVER CAREFULLY UP TO THE TOP
7. CLOSE ALL ZIPPERS
8. ADJUST FABRIC AROUND THE FRAME
9. CONNECT CABLE HARNESS TO THE EYEBOLTS
10. COMPLETELY TIGHTEN THREADED CONNECTORS


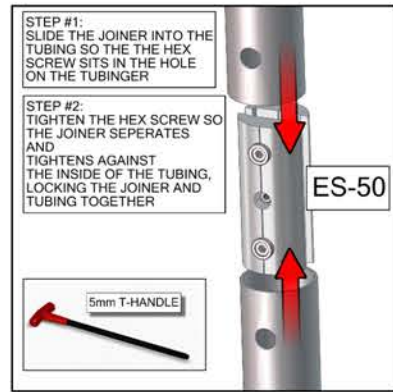
**BREAK DOWN INSTRUCTIONS:**  
REVERSE SET-UP STEPS TO BREAKDOWN FRAME

- FABRIC CARE INSTRUCTIONS:**
1. UNZIP COVER ZIPPERS
  2. CAREFULLY REMOVE FABRIC COVER
  3. CLOSE ALL ZIPPERS
  4. FOLD OR ROLL NEATLY
  5. PLACE FABRIC IN COVER BAG



TOTAL WEIGHT: 90.1 (lbs)  
MAX SIZE: 61.1 (in)  
HARDWARE: 42.3 (lbs)  
GRAPHIC: 43.5 (lbs)

QTY	CODE	DESCRIPTION
6	EYE BOLT	0.3125-18X1.125 EYE BOLT
6	DSC-20-T3	TUBE 1 FOR 20' DISC HANGING FABRIC STRUCTURES
6	DSC-20-T1	TUBE 1 FOR 20' DISC HANGING FABRIC STRUCTURES
12	ES-50	EXPANDING SPIGOT FOR 50MM TUBE
6	HD-06	72" LENGTH 1/8" 7X7 GALVANIZED STEEL CABLE NATURAL VINYL COATED TO 3/16" OD



Set-up Video